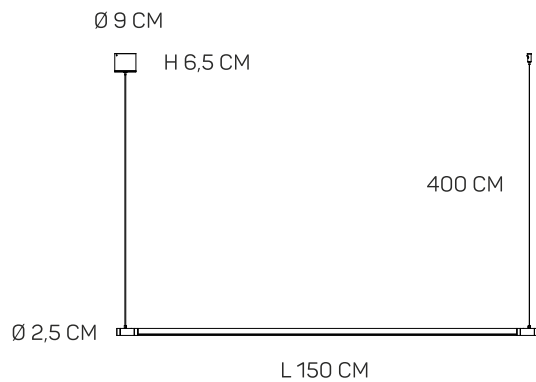




STRAW 150

LOOM[®]
DESIGN



STRAW 150

L 150 X Ø 2,5
CEILING CANOPY Ø 9 CM X H 6,5 CM
MATERIAL: ALUMINIUM / GOLD
LIGHTSOURCE: LED
POWER 24W
CRI 90
LUMEN 1540 IN A SFERE
2700 KELVIN
TRIAC DIMMABLE

GOLD NO. 824-001
BLACK NO. 824-003
WHITE NO. 824-005